

CLAUDE DEBUSSY



# ESTAMPES


Pour le Piano

— I. *Pagodes.*

II. *La Soirée dans Grenade.*

III. *Jardins sous la Pluie.*

à J. E. BLANCHE, — *Juillet 1903.*



A. DURAND & FILS, Editeurs,  
Paris, 4, Place de la Madeleine.

Déposé selon les traités internationaux.

Propriété pour tous pays.

Tous droits d'exécution, de traduction,  
de reproduction et d'arrangements réservés.

U.S.A. Copyright by A. Durand & Fils. 1903.

En Recueil net.	5 fr.
N° 1 . . . . .	3 fr.
N° 2 . . . . .	2 50
N° 3 . . . . .	3 fr.



CLAUDE DEBUSSY



# ESTAMPES

Pour le Piano

- I. Pagodes.*
- II. La Soirée dans Grenade.*
- III. Jardins sous la Pluie.*

à J. E. BLANCHE, — *Juillet 1903.*



**A. DURAND & FILS, Editeurs,  
Paris, 4, Place de la Madeleine.**

Déposé selon les traités internationaux.  
Propriété pour tous pays.  
Tous droits d'exécution, de traduction,  
de reproduction et d'arrangements réservés.  
U.S.A. Copyright by A. Durand & Fils. 1903.

En Recueil net.	5 fr.
N° 1 . . . . .	3 fr.
N° 2 . . . . .	2 50
N° 3 . . . . .	3 fr.



Pagodes.

délicatement et presque sans nuances


Modérément animé

PIANO

*pp m.d.*

*m.g.*


2 Ped.



a Tempo

Rit.

8




a Tempo

Rit.

a Tempo

8



*p*

2 Ped.



First system of musical notation. The right hand features a melodic line with several triplet eighth notes. The left hand provides a bass line with some triplet eighth notes. A dynamic marking of *p* is present. A fermata is placed over the final measure of the system, which contains a triplet of eighth notes.

Second system of musical notation. The right hand continues with a melodic line, and the left hand has a steady eighth-note accompaniment. A dynamic marking of *p* is present. The system concludes with a fermata over the final measure.

Animez un peu

Third system of musical notation, starting with the instruction "Animez un peu". The right hand has a more active melodic line. The left hand continues with eighth notes. A dynamic marking of *p* is present. The system ends with a fermata and the instruction "poco cresc."

Toujours animé

Fourth system of musical notation, starting with the instruction "Toujours animé". The right hand features a complex melodic line with many triplets. The left hand has a bass line with triplets. A dynamic marking of *pp* is present. The system ends with a fermata.

Fifth system of musical notation. The right hand continues with a melodic line featuring triplets. The left hand has a bass line with triplets. A dynamic marking of *pp* is present. The system ends with a fermata.

Revenez au 1<sup>o</sup> Tempo

*pp*

2 Red.

191

*Rit.*

*m.g.*

*m.d.*

\*

Sans lenteur

*p*

*dans une sonorité plus claire*

*p*

*cresc.*

ff

VI

VI

This system contains the first two staves of music. The upper staff features a melodic line with slurs and ties, while the lower staff provides a harmonic accompaniment. The dynamic marking *ff* is present at the beginning. Two fingerings for the left hand are indicated by 'VI' with vertical lines.

*dim. molto* *pp*

VI

VI

This system continues the musical piece. The upper staff has a melodic line with a *dim. molto* marking. The lower staff has a *pp* marking. Two fingerings for the left hand are indicated by 'VI' with vertical lines.

This system contains the third and fourth staves of music. The upper staff continues the melodic line with slurs and ties. The lower staff provides a harmonic accompaniment.

*p* *Retenu*

*tr.*

This system contains the fifth and sixth staves. The upper staff features trills marked with *tr.* and a *Retenu* marking. The lower staff has a *p* marking.

*pp* *Rit.* *a Tempo*

8 3

This system contains the seventh and eighth staves. The upper staff has a *pp* marking and a *Rit.* marking. The lower staff has a *Rit.* marking. The system concludes with an *a Tempo* marking. A triplet of eighth notes is marked with '3' and an eighth note with a fermata is marked with '8'.



The first system of music consists of two staves. The upper staff is in treble clef and contains a melodic line with eighth-note patterns, including a triplet of eighth notes and an eighth-note rest. The lower staff is in bass clef and provides harmonic accompaniment with chords and moving lines. The tempo marking "a Tempo" is centered above the system. The word "Rit." (Ritardando) appears twice, once in each staff, indicating a gradual deceleration.

The second system continues the musical piece. It features the same two-staff layout. The tempo marking "a Tempo" is at the beginning. The piano dynamic marking "p" is placed in the lower staff. The notation includes various rhythmic figures and articulation marks.

The third system focuses on rhythmic patterns, primarily triplets. Both the upper and lower staves contain multiple triplet markings over eighth notes. The notation is dense with these rhythmic figures.

The fourth system continues with piano dynamics, marked with "p" in both staves. It features a series of triplet patterns in the lower staff, while the upper staff has more complex chordal structures. A crescendo hairpin is visible in the upper staff.

The fifth system begins with the instruction "Animez un peu" (Animate a little) above the upper staff. The tempo is marked "p" in the lower staff. The notation shows a change in the rhythmic feel, with more active eighth-note patterns in both staves.

First system of musical notation. Treble and bass staves. Dynamics: *cresc.*, *molto*, *ff*. Includes fingerings and slurs.

Second system of musical notation. Treble and bass staves. Dynamics: *pp*, *toujours ff*. Includes fingerings and slurs.

Third system of musical notation. Treble and bass staves. Dynamics: *ff*, *dim.*. Includes fingerings and slurs.

Fourth system of musical notation. Treble and bass staves. Dynamics: *p*, *dim.*, *pp*. Includes fingerings and slurs.

Fifth system of musical notation. Treble and bass staves. Includes fingerings and slurs.

First system of musical notation. The treble clef staff features a series of sixteenth-note triplets, each marked with a '3' and a slur. The bass clef staff contains a few notes, including a whole note chord, and a fermata over the final measure.

Second system of musical notation. The treble clef staff has a melodic line with slurs and fingering numbers 8, 5, and 1. The bass clef staff has a simple accompaniment. The dynamic marking *pp* is present.

Third system of musical notation. Similar to the second system, it features a melodic line in the treble clef with slurs and fingering numbers 8, 5, and 1, and a corresponding bass line.

Fourth system of musical notation. Continues the melodic and accompanimental patterns from the previous systems, with slurs and fingering numbers 8, 5, and 1 in the treble clef.

Fifth system of musical notation. The final system on the page, maintaining the melodic and accompanimental structure with slurs and fingering numbers 8, 5, and 1.

First system of musical notation. The treble clef staff contains a series of sixteenth-note triplets, each marked with a '3' and a slur. The bass clef staff contains a few notes and rests. The dynamic marking *più pp* is written in the left margin.

Second system of musical notation. Similar to the first system, it features sixteenth-note triplets in the treble clef. The dynamic marking *encore plus pp* is written in the left margin.

Third system of musical notation. Continues the pattern of sixteenth-note triplets in the treble clef.

Fourth system of musical notation. Continues the pattern of sixteenth-note triplets in the treble clef.

Fifth system of musical notation. The treble clef staff has the instruction *Retenu* above it. The dynamic marking *aussi pp que possible* is written in the left margin. The system concludes with the instruction *(laissez vibrer)* in the right margin.